

فن کویل کانالی



ویژگی ها



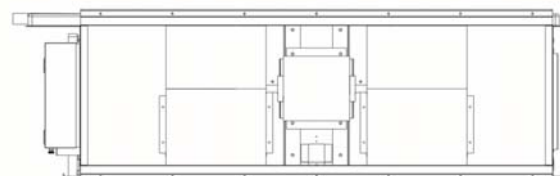
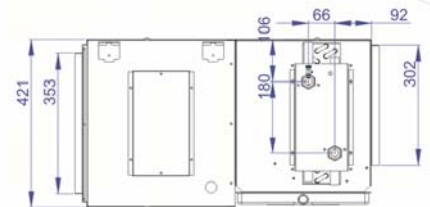
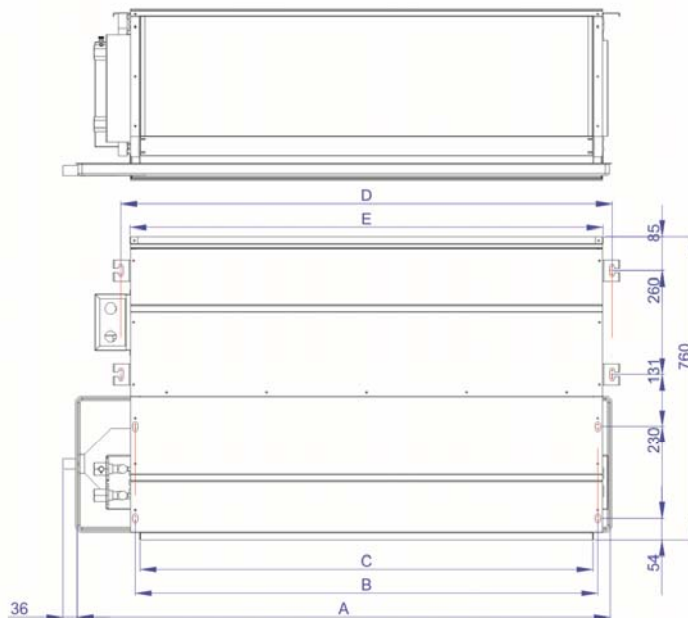
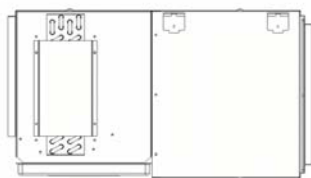
۱- طراحی زیبا (بدنه ساخته شده از ورق گالوانیزه)

۲- فشار استاتیکی بالا و قابلیت کانال کشی جهت توزیع هوا به فضاهای مختلف (120 Pa)

۳- حجم هوادهی بالا، صدای پایین

۴- قابل سفارش با هیتر

۵- قابلیت اتصال به هوای خارج جهت تامین هوای تازه



MODE	A	B	C	D	E	
136HAW	930	746	722	818	772	
170HAW	204HAW	1010	826	802	898	852
238HAW	272HAW	1150	966	942	1038	992
306HAW	340HAW	1340	1156	1132	1228	1182
408HAW		1600	1416	1392	1488	1442

> High Static Pressure duct type fan coil unit (2 pipe system)

Model		LRN	136HAW	170HAW	204HAW	238HAW	272HAW	306HAW	340HAW	340HAW	
Power Supply			220V,50Hz,1Ph								
Air volume	H	CFM	800	1,000	1,200	1,400	1,600	1,800	2,000	2,400	
			1360	1,700	2,040	2,380	2,720	3,060	3,400	4,080	
	M	m ³ /h	1090	1,360	1,635	1,900	2,180	2,450	2,720	3,260	
			815	1,020	1,225	1,430	1,630	1,830	2,040	2,450	
L											
Static Pressure		Pa	120								
Cooling Capacity	TH	H	W	7,200	9,000	10,800	12,600	14,400	16,200	18,000	21,600
			btu/h	24,600	30,750	36,900	43,050	49,200	55,350	61,500	73,800
	SH	H	W	5,350	6,650	8,000	9,350	10,650	12,000	13,350	16,000
			btu/h	18,300	22,700	27,350	31,950	36,400	41,000	45,600	54,650
	TH	M	btu/h	18,595	23,202	27,808	32,414	37,020	41,797	46,403	55,616
				13,307	16,719	19,960	23,372	26,614	30,026	33,438	40,091
	TH	L	btu/h	14,330	17,913	21,496	25,078	28,661	32,243	35,826	42,991
				10,065	12,624	15,183	17,742	20,301	22,690	25,249	30,367
Heating Capacity	H	btu/h	36,850	46,062	55,274	64,487	73,699	82,912	92,124	110,549	
	M		27,978	34,973	41,968	48,962	55,957	62,951	69,946	83,935	
	L		23,884	30,026	35,997	41,968	47,939	53,910	59,881	71,823	
Noise	H	dB	51	51	52	54	54	56	56	57	
Fan Quantity			1	2							
Fan Motor Quantity			1								
Power Input	H	W	380	420	450	520	550	880	900	1,100	
Water Flow Volume		m ³ /h	1.23	1.54	1.85	2.16	2.46	2.77	3.08	3.7	
Water Pressure Drop		kPa	25	28	30	35	36	42	43	50	
Coil	Type	High efficient copper pipe to wear Hydrophilic aluminum coil									
	Rows	3				4					
Coil Dimension	mm2	720*350	800*350			940*350		1130*350		1390*350	
Tube Pitch×Row Pitch		25*22									
Diameter × Thickness	mm	Ø9.52*0.3									
Fin spacing	mm	2									
Fins per inch (25.4mm)	Pcs	13									
Max.Working Pressure	Mpa	1.6									
Water Tube connection (in/out)	in	ZG3/4" /ZG3/4"									
Dimension of water drain pipe	mm	DN20(External thread)									
Dimension	L×W×H	mm	970*760*425	1050*760*425			1190*760*425		1380*760*425		1640*760*425
Weight	kg		47	49	50	54	55	60	61	80	

1. Cooling condition: Inlet air temp. DB=27°C, inlet air temp. WB=19.5°C, inlet water tw=7°C.

2. Heating condition: Inlet air temp. DB=21°C, inlet water tw=60°C.

High Static Pressure duct type fan coil unit (4 pipe system)

Model (4-tube system)			LRN-136HAW4	LRN-170HAW4	LRN-204HAW4	LRN-238HAW4	LRN-272HAW4	LRN-306HAW4	LRN-340HAW4	LRN-408HAW4	
Power supply			220V,50Hz,1Ph								
Air volume	H	m ³ /h	1360	1700	2040	2380	2720	3060	3400	4080	
	M		1090	1360	1635	1900	2180	2450	2720	3260	
	L		815	1020	1225	1430	1630	1830	2040	2450	
Static pressure		Pa	100	100	100	100	100	100	100	100	
Cooling capacity	TH	H	W	7200	9000	10800	12600	14400	16200	18000	21600
			BTU/h	24600	30750	36900	43050	49200	55350	61500	73800
	SH	H	W	5350	6650	8000	9350	10650	12000	13350	16000
			BTU/h	18300	22700	27350	31950	36400	41000	45600	54650
	TH	M	W	5450	6800	8150	9500	10850	12250	13600	16300
			W	3900	4900	5850	6850	7800	8800	9800	11750
SH	L	W	4200	5250	6300	7350	8400	9450	10500	12600	
		W	2950	3700	4450	5200	5950	6650	7400	8900	
Heating capacity	H		W	4600	5760	6900	8050	9200	10400	11500	13800
	M		W	3500	4400	5250	6150	7000	7900	8750	10500
	L		W	3000	3750	4500	5250	6000	6750	7500	9000
Noise	High speed		dB(A)	51	51	52	54	54	56	56	57
Power input	High speed		W	380	420	450	520	550	880	900	1100
Waterflow volume	High speed	Cooling tube	m ³ /h	1.23	1.54	1.85	2.16	2.46	2.77	3.08	3.70
		Heating tube	m ³ /h	0.53	0.66	0.79	0.92	1.06	1.19	1.32	1.58
Cooling tube		kPa	25	28	30	35	36	42	43	50	
Heating tube			12	12	14	17	18	21	22	27	
Water tube connection(inlet)			ZG3/4"	ZG3/4"	ZG3/4"	ZG3/4"	ZG3/4"	ZG3/4"	ZG3/4"	ZG3/4"	
Water tube connection(outlet)			ZG3/4"	ZG3/4"	ZG3/4"	ZG3/4"	ZG3/4"	ZG3/4"	ZG3/4"	ZG3/4"	
Coil		Type									
Maximum working pressure		MPa	1.6	1.6	1.6	1.6	1.6	1.6	1.6	1.6	
Condensing water pipe		mm									
Net dimension	L×W×H		mm	970*760*425	1050*760*425	1050*760*425	1190*760*425	1190*760*425	1380*760*425	1380*760*425	1640*760*425
Net weight		kg	49	51	52	56	57	63	64	84	